

Iraq Stock Exchange

Bulletin No (55)



سوق العراق للاوراق المالية
IRAQ STOCK EXCHANGE

ISX Trading Indices of Tuesday 31/3/2026

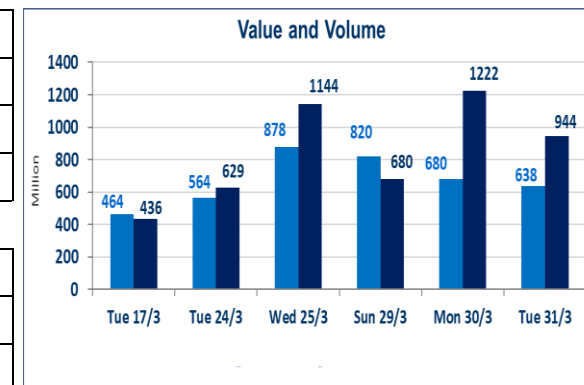
Traded Volume and OTC	638,557,267
-----------------------	-------------

Traded Value and OTC	944,242,387
----------------------	-------------

Traders	957
---------	-----

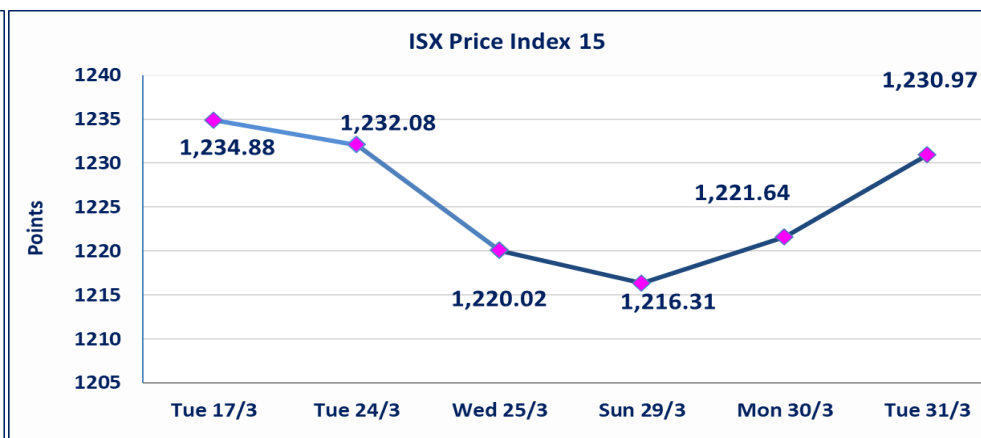
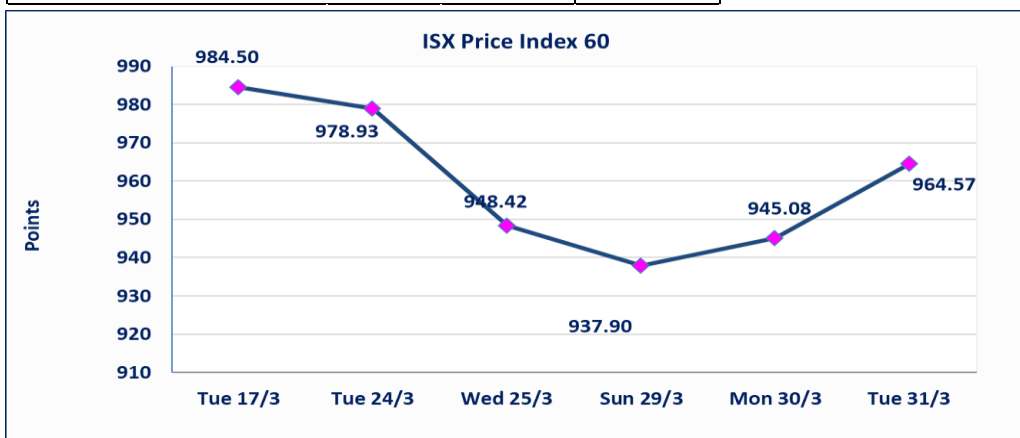
ISX Index 60	964.57
Previous ISX Index60	945.08
Change %	2.06
Change	19.49

ISX Index 15	1230.97
Previous ISX Index15	1221.64
Change %	0.76
Change	9.33



Listed Companies	104	OTC	14
Traded Listed Companies	51	OTC	3
GAM Companies	6		
Suspended Companies	10		

Non Traded listed	37	OTC	11
Higher Companies	14		
Lower Companies	11		



ISX top gaining and losing companies

Tuesday 31/3/2026

Gainers

Company Name	Closing Price	Change (%)	Traded Volume
Mosul Bank For Investment	0.140	7.69	1,007,100
Modern Construction Materials	1.310	4.80	169,514
AL-Badia for General Trans	0.990	4.21	2,135,213
Al-Hamraa for Insurance	6.100	3.74	2,232,565
Babil Animal & Vegetable Produc	6.950	3.73	2,990

Losers

Company Name	Closing Price	Change (%)	Traded Volume
Ashur International Bank	0.230	-4.17	5,000,000
Iraqi Date Processing and Market	2.400	-4.00	198,000
AL-Nukhba for Construction	0.740	-3.90	82,619
Iraqi Carton Manufactories	2.520	-3.08	769,183
General Transportation	1.800	-2.70	526,399

The most active companies in term of traded volume and value

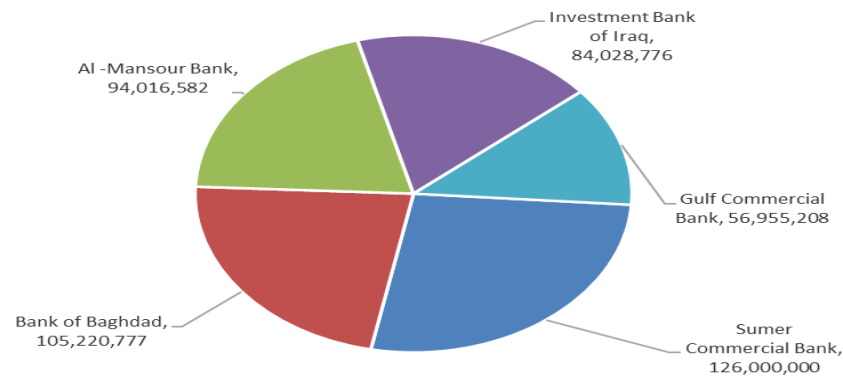
Traded Volume

Company Name	Closing Price	Change (%)	Traded Volume
Sumer Commercial Bank	0.160	0.00	126,000,000
Bank of Baghdad	3.410	3.33	105,220,777
Al -Mansour Bank	1.620	1.25	94,016,582
Investment Bank of Iraq	0.210	0.00	84,028,776
Gulf Commercial Bank	0.340	0.00	56,955,208

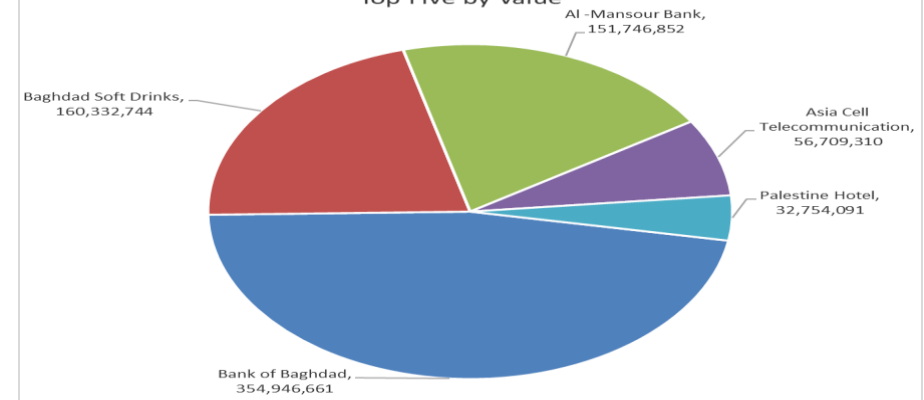
Traded Value

Company Name	Closing Price	Change (%)	Traded Value
Bank of Baghdad	3.410	3.33	354,946,661
Baghdad Soft Drinks	5.990	3.28	160,332,744
Al -Mansour Bank	1.620	1.25	151,746,852
Asia Cell Telecommunication	14.940	-0.40	56,709,310
Palestine Hotel	18.200	-0.38	32,754,091

Top Five by Volume



Top Five by Value



Regular Market Bulletin No (55)



Company Name	Code	opening Price	highest price	lowest price	Average price	Prev Average price	Closing Price	prev closing price	change (%)	No.of Trades	Traded Volume	Traded Value
Banks Sector												
Ashur International Bank	BASH	0.230	0.230	0.230	0.230	0.240	0.230	0.240	-4.17	1	5,000,000	1,150,000
Bank of Baghdad	BBOB	3.310	3.420	3.310	3.370	3.290	3.410	3.300	3.33	195	105,220,777	354,946,661
Commercial Islamic Bank of Iraq	BCOI	0.640	0.660	0.640	0.650	0.650	0.660	0.640	3.13	8	7,824,723	5,092,835
Elaf Islamic Bank	BELF	0.250	0.250	0.250	0.250	0.250	0.250	0.250	0.00	1	1,000	250
Gulf Commercial Bank	BGUC	0.340	0.350	0.340	0.340	0.340	0.340	0.340	0.00	13	56,955,208	19,366,785
Investment Bank of Iraq	BIBI	0.210	0.210	0.200	0.210	0.210	0.210	0.210	0.00	21	84,028,776	17,246,043
Iraqi Islamic Bank	BIIB	1.000	1.000	1.000	1.000	1.000	1.000	1.000	0.00	7	6,486,882	6,486,882
Mosul Bank For Investment	BMFI	0.140	0.140	0.140	0.140	0.130	0.140	0.130	7.69	2	1,007,100	140,994
Al -Mansour Bank	BMNS	1.610	1.620	1.610	1.610	1.580	1.620	1.600	1.25	159	94,016,582	151,746,852
National Bank of Iraq	BNOI	4.800	4.810	4.800	4.800	4.800	4.800	4.800	0.00	40	6,135,145	29,450,799
United Bank	BUND	0.050	0.050	0.050	0.050	0.050	0.050	0.050	0.00	1	258	13
Total of Banks Sector										448	366,676,451	585,628,114
Telecommunication Sector												
Asia Cell Telecommunication	TASC	15.000	15.000	14.940	14.970	14.910	14.940	15.000	-0.40	77	3,788,521	56,709,310
Al-Khatam Telecom	TZNI	3.600	3.600	3.600	3.600	3.650	3.600	3.600	0.00	6	25,953	93,431
Total of Telecommunication Sector										83	3,814,474	56,802,741
Insurance Sector												
Al-Ameen for Insurance	NAME	0.920	0.920	0.900	0.910	0.880	0.900	0.880	2.27	47	1,497,173	1,356,157
Dar Al-Salam for Insurance	NDSA	0.800	0.800	0.800	0.800	0.810	0.800	0.800	0.00	1	6,000,000	4,800,000
Gulf Insurance	NGIR	0.430	0.430	0.430	0.430	0.430	0.430	0.430	0.00	1	300,000	129,000
Total of Insurance Sector										49	7,797,173	6,285,157
Service Sector												
Baghdad -Iraq Transportation	SBPT	22.350	22.500	22.350	22.430	22.200	22.350	22.350	0.00	15	158,656	3,558,759
Kharkh Tour Amuzement City	SKTA	4.280	4.300	4.280	4.290	4.250	4.290	4.280	0.23	26	450,000	1,931,878
Mamoura Realestate	SMRI	3.250	3.250	3.220	3.240	3.200	3.230	3.200	0.94	6	238,523	771,636
AL-Nukhba for Construction	SNUC	0.740	0.740	0.740	0.740	0.770	0.740	0.770	-3.90	2	82,619	61,138
Total of Service Sector										49	929,798	6,323,412
Industrial Sector												
Baghdad Soft Drinks	IBSD	5.800	6.000	5.800	5.920	5.800	5.990	5.800	3.28	85	27,075,886	160,332,744
Iraqi Date Processing and Marke	IIDP	2.400	2.400	2.400	2.400	2.500	2.400	2.500	-4.00	2	198,000	475,200
Iraqi For Tufted Carpets	IITC	18.000	18.000	18.000	18.000	18.000	18.000	18.000	0.00	1	950,000	17,100,000
Al -Khazer Construction Material	IKHC	1.230	1.230	1.230	1.230	1.230	1.230	1.230	0.00	2	15,050	18,512
Al-Kindi of Veterinary Vaccines	IKLV	2.500	2.600	2.500	2.520	2.500	2.520	2.500	0.80	5	151,050	381,120
Al-Mansour Pharmaceuticals Inc	IMAP	2.080	2.080	2.070	2.070	2.070	2.070	2.070	0.00	4	870,200	1,801,572
Metallic Industries and Bicycles	IMIB	2.050	2.050	2.050	2.050	2.040	2.050	2.050	0.00	2	1,000	2,050
Modern Sewing	IMOS	5.400	5.400	5.400	5.400	5.450	5.400	5.400	0.00	5	7,840	42,336
Ready Made Clothes	IRMC	2.300	2.300	2.300	2.300	2.300	2.300	2.300	0.00	1	2,000	4,600
Total of Industrial Sector										107	29,271,026	180,158,134
Hotels Sector												
Baghdad Hotel	HBAG	11.580	11.580	11.580	11.580	11.580	11.580	11.580	0.00	1	100	1,158
Ishtar Hotels	HISH	9.100	9.100	9.050	9.070	9.040	9.050	9.050	0.00	2	300,000	2,720,000
Al-Sadeer Hotel	HSAD	23.000	23.000	23.000	23.000	23.000	23.000	23.000	0.00	1	172	3,956
Total of Hotels Sector										4	300,272	2,725,114
Agricultural Sector												
Al-Ahlyia agricultural production	AAHP	2.200	2.200	2.200	2.200	2.250	2.200	2.250	-2.22	3	250,000	550,000
Babil Animal & Vegetable Produ	ABAP	6.950	6.950	6.950	6.950	6.700	6.950	6.700	3.73	1	2,990	20,781
Modern for Animal Production	AMAP	0.350	0.360	0.350	0.360	0.350	0.360	0.350	2.86	5	78,104	28,112
Total of Agricultural Sector										9	331,094	598,893
Total Of Regular										749	409,120,288	838,521,564

Second Platform Market Bulletin No (55)



Company Name	Code	opening Price	highest price	lowest price	Average price	Prev Average price	Closing Price	prev closing price	change (%)	No.of Trades	Traded Volume	Traded Value
Banks Sector												
Credit Bank Of Iraq	BROI	0.600	0.600	0.600	0.600	0.600	0.600	0.600	0.00	2	51,807	31,084
Trans Iraq Bank Investment	BTRI	0.310	0.310	0.310	0.310	0.310	0.310	0.310	0.00	3	48,098	14,910
Total of Banks Sector										5	99,905	45,995
Insurance Sector												
Alahliya For Insurance	NAHF	0.850	0.850	0.850	0.850	0.850	0.850	0.850	0.00	1	2,000	1,700
Al-Hamraa for Insurance	NHAM	5.880	6.170	5.880	6.120	5.880	6.100	5.880	3.74	26	2,232,565	13,656,200
Total of Insurance Sector										27	2,234,565	13,657,900
Industrial Sector												
Al-Ameen Estate Investment	SAEI	1.870	1.870	1.870	1.870	1.860	1.870	1.880	-0.53	1	1,000,000	1,870,000
Total of Industrial Sector										1	1,000,000	1,870,000
Industrial Sector												
Fallujah for construction Materi	IFCM	2.800	2.800	2.750	2.760	2.820	2.750	2.800	-1.79	17	1,600,698	4,419,454
National Furniture Industries	IHFI	0.950	0.950	0.950	0.950	0.950	0.950	0.950	0.00	1	100	95
Total of Industrial Sector										18	1,600,798	4,419,549
Total of Non Regular										51	4,935,268	19,993,444
Undisclosed Platform Companies Bulletin No (55)												
Banks Sector												
Sumer Commercial Bank	BSUC	0.160	0.160	0.160	0.160	0.160	0.160	0.160	0.00	22	126,000,000	20,160,000
Total of Banks Sector										22	126,000,000	20,160,000
Industrial Sector												
AL-Badia for General Trans	SBAG	0.950	0.990	0.950	0.970	0.950	0.990	0.950	4.21	7	2,135,213	2,064,452
General Transportation	SIGT	1.850	1.850	1.800	1.810	1.850	1.800	1.850	-2.70	15	526,399	950,324
Total of Industrial Sector										22	2,661,612	3,014,777
Industrial Sector												
Iraqi Carton Manufactories	IICM	2.600	2.650	2.520	2.540	2.410	2.520	2.600	-3.08	13	769,183	1,956,002
Modern Construction Materials	IIMCM	1.310	1.310	1.300	1.310	1.250	1.310	1.250	4.80	5	169,514	221,591
National Chemical &Plastic	INCP	1.890	1.890	1.870	1.870	1.870	1.870	1.870	0.00	7	1,003,063	1,875,768
The Light Industries	ITLI	1.250	1.250	1.240	1.250	1.250	1.240	1.250	-0.80	12	1,720,924	2,144,197
Total of Industrial Sector										37	3,662,684	6,197,558
Hotels Sector												
Palestine Hotel	HPAL	18.290	18.300	18.150	18.220	18.270	18.200	18.270	-0.38	32	1,798,106	32,754,091
Total of Hotels Sector										32	1,798,106	32,754,091
Agricultural Sector												
Iraqi for Seed Production	AISP	4.900	4.900	4.890	4.900	4.900	4.900	4.900	0.00	23	1,366,305	6,693,895
Total of Agricultural Sector										23	1,366,305	6,693,895
Total of Undisclosed										136	135,488,707	68,820,320
Grand Total										936	549,544,263	927,335,328

Iraq Stock Exchange not trading companies of Tuesday 31/3/2026

Company Names	Code	Previous Average Price	Closing Price
Banks Sector			
Al-Taif Islamic Bank	BTIB	0.670	0.670
Economy Bank	BEFI	0.220	0.220
Kurdistan International Bank	BKUI	1.100	1.100
National Islamic Bank	BNAI	0.850	0.850
Middle East Bank	BIME	0.060	0.060
Union Bank of Iraq	BUOI	0.170	0.170
Asia Al Iraq Islamic Bank	BAIB	0.780	0.780
Cihan Bank for Islamic Investment&Finan	BCIH	2.200	2.200
Service Sector			
Al-Mosul for funfairs	SMOF	6.500	6.500
Rehab Karbalaa	HKAR	0.660	0.660
Industrial Sector			
Iraqi Engineering Works	IIEW	5.500	5.500
Hotels Sector			
Tourist Village of Mosul dam	HTVM	13.600	13.600
Babylon Hotel	HBAY	102.000	102.000
National for Tourist Investment	HNTI	9.250	9.250
Agricultural Sector			
Iraqi Agricultural Products	AIRP	10.000	10.000
Agricultural Products Meat	AIPM	4.370	4.370
Middle East for Production- Fish	AMEF	5.990	5.990
Company Names	Code	Previous Average Price	Closing Price
Banks Sector			
Iraq Noor Islamic Bank for Investment	BINI	0.250	0.250
International Islamic Bank	BINT	0.200	0.200
Al-Ataa Islamic Bank	BLAD	0.100	0.100
Region Trade Bank	BRTB	1.000	1.010
Arab Islamic Bank	BAAI	1.000	1.000
Al-Rajih Islamic Bank	BRAJ	1.000	1.000
Erbil Investment & FinanceBank	BERI	0.110	0.110
AL-Anssari Islamic Bank	BANS	0.050	0.050
Al-Mustashar Islamic Bank for Investmen	BMUI	1.000	1.000
Al-Qabidh Islamic Bank	BQAB	0.090	0.090
Trust International Islamic Bank	BTRU	0.750	0.750
World Islamic Bank for Investment	BWOR	1.000	1.000
Al janoob Islamic Bank	BJAB	0.940	0.940
Ameen Al-Iraq Islamic Bank	BAME	1.000	1.000
Investment Sector			
Al-Ameen for Financial Investment	VAMF	1.200	1.200
Industrial Sector			
Modern chemical industries	IMCI	100.000	100.000
Service Sector			
Ibdaa Al-sharq Alwast General Contractir	SIBD	1.000	1.000
Agricultural Sector			
AL-Rebass for Poultry&feed	AREB	-	-
Hotels Sector			
Ashour Hotel	HASH	29.310	29.310
Company Names	Code	Previous Average Price	Closing Price
Industrial Sector			
Al-Hilal Industries	IHLI	1.500	1.500

Iraq Stock Exchange
Non Iraqis' Bulletin Tuesday March 31 2026
Regular Market



Non Iraqi Trading of Regular Market (Buy)

Company Names	Code	No.of trades	Traded Shares	Trading Volume
Banks Sector				
Bank Of Baghdad	BBOB	1	100,000	337,000
Gulf Commercial Bank	BGUC	2	200,000	70,000
Al-Mansour Bank	BMNS	1	100,000	162,000
Total Bank sector		4	400,000	569,000
Grand Total		4	400,000	569,000

Non Iraqi Trading of Regular Market (Sell)

Company Names	Code	No.of trades	Traded Shares	Trading Volume
Banks Sector				
National Bank Of Iraq	BNOI	19	1,580,546	7,587,621
Total Bank sector		19	1,580,546	7,587,621
Telecommunication Sector				
Asia cell	TASC	28	1,784,776	26,704,588
Total Telecommunication sector		28	1,784,776	26,704,588
Grand Total		47	3,365,322	34,292,208

OTC Platform Trading Bulletin No (55)

Company Name	Code	highest price	lowest price	Average price	No.of Trades	Traded Volume	Traded Value
Banks Sector							
Al-Warka Bank	BWAI	0.190	0.180	0.190	19	89,000,000	16,800,000
Total Of Money Service Sector					19	89,000,000	16,800,000
Money Service Sector							
Karmal Brokerage	FKSX	10.000	10.000	10.000	1	10,000	100,000
Total Of Money Service Sector					1	10,000	100,000
Industrial Sector							
Kirkuk producing construction	IKFP	2.350	2.350	2.350	1	3,004	7,059
Total Of Industrial Sector					1	3,004	7,059
Total					21	89,013,004	16,907,059

Not Trading OTC Companies

Company Name	Code	Previous Average price
Banks Sector		
Hammurabi Commercial Bank	BHAM	—
Al-Sanam Islamic Bank	BSAN	3.000
Money Service Sector		
Iraqi Deposit Insurance Corporation	FIDI	1.000
Rabee Securities	FRSE	9.500
Ishtar Gate for e-Paymant	FISH	1.000
Sama Baghdad Exchange	FSBE	—
Insurance Sector		
Al Badia Insurance	NBAD	—
Kurdistan Insurance	NKUI	0.500
Shatt Al Arab Insurance	NSHA	1.000
Elaf Insurance	NELF	—
Dilina Insurance Company	NDIL	—

Iraq Stock Exchange

Tuesday 31/3/2026



سوق العراق للاوراق المالية
IRAQ STOCK EXCHANGE

Not Trading Bonds Bulletin

Bond type	Publish type	Code	last trading price	immortilize date
Banaa Bonds /Million ID	Second	CB20	964,981	19/12/2025
Eamar Bonds /Million ID	First	CB30	1,001,095	—
Eamar Bonds /Million ID	Second	CB40	—	—
Eamar Bonds /500 Thousand ID	Third	CB45	—	—
Eamar Bonds /Million ID	Third	CB50	—	—
Injaz Bonds /500 Thousand ID	First	CB55	—	—
Injaz Bonds /Million ID	First	CB60	—	—
Injaz Bonds /500 Thousand ID	Second	CB65	503,793	—
Injaz Bonds /Million ID	Second	CB70	965,050	—
Injaz Bonds /500 Thousand ID	Third	CB75	—	—
Injaz Bonds /Million ID	Third	CB80	978,182	—
National Bonds/Million ID	First	CB90	—	—
National Bonds/500 Thousand ID	Second	CB95	—	—
National Bonds/Million ID	Second	CB100	—	—